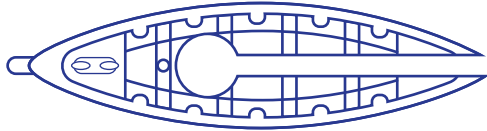


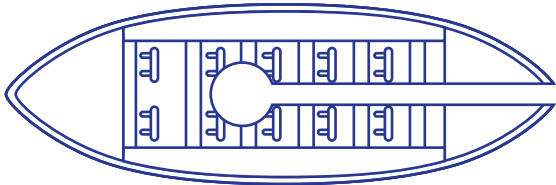
(some)

NEWHAVEN LIFEBOATS

EMMA CARLOW FOR NEWHAVEN MUSEUM




RMS TITANIC LIFEBOAT



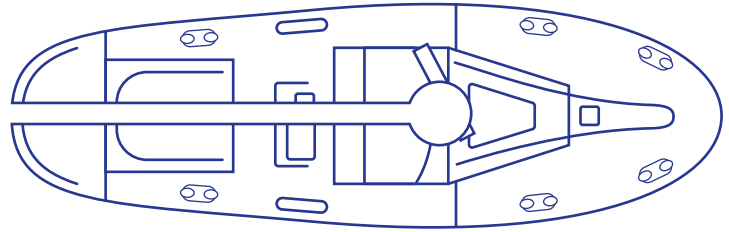
MICHAEL HENRY IV

on station Newhaven 1897 - 1912



KATHLEEN MARY 950 - WATSON CLASS

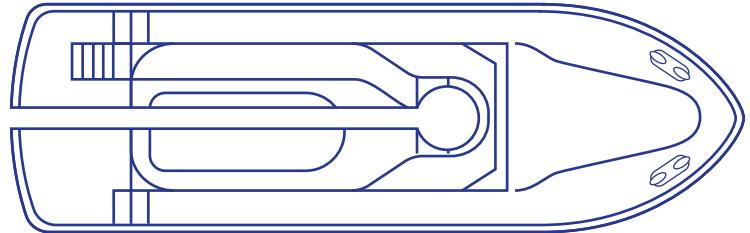
on station Newhaven 1959 - 1977



LOUIS MARCHESI OF ROUND TABLE

44-019 WAVENY CLASS

on station Newhaven 1977 - 1985



KEITH ANDERSON 52-32 - ARUN CLASS

on station Newhaven 1985 - 1999

To make your lifeboats sail you will need a few drops of general-purpose lubricating oil. Cut your boats out, including the circle and channel in the middle of each boat. Pour some water into a tray and have your oil ready. Carefully lie one of your boats on the surface of the water so that the upper side of the paper remains absolutely dry.

Drop one drop of oil in the circular hole and watch your boat sail!

The oil wants to spread over the water surface but it is stopped by the edges of the circle. It escapes through the channel and the recoil effect forces the boat to travel in the opposite direction.

TIPS: For best results change the water in between each boat. Make sure the paper boat is nice and flat. They can be a bit temperamental so keep trying! Why not photocopy this card to make more boats.

POST CARD

PLACE
STAMP
HERE

TO:



FOR NEWHAVEN MUSEUM
emmacarlow.com @emmacarlow